

Product Introduction

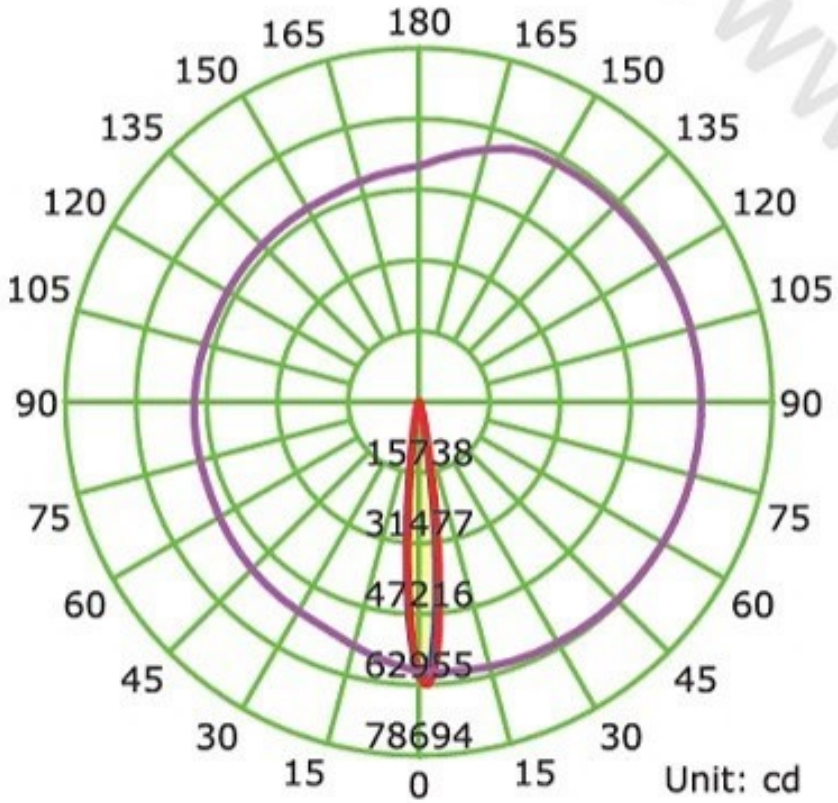
- 1、 High power LED underground light, fashionable and beautiful appearance. The light body uses the design of increasing heat dissipation space, the buried barrel adopts aluminium alloy compression moulding forming. Surface with anodizing treatment has the stronger structure and anti-corrosion capability, that its thermal conductivity is 200 times higher than the normal project plastic's, meet the LED light body requirement for heat conduct to the outside of concrete and land, fully ensure the stability and long lifespan of LED fixture.
- 2、 Stainless steel faceplate, high pressure die casting light body, surface with electrostatic plastic coating. Lampshade adopts high strength toughened glass, resist the impact and friction.
- 3、 Adopt American CREE original LED light source, high flus output, excellent consistency of light color; Constant current driver with PWM gray control installed inside, RGB gray level reaches to 65,536 degree equally, make the light result much beautiful.
- 4、 Powerful DMX512 interface adopts high reliable bus connect, all has the function of automatic addressing.

Specification

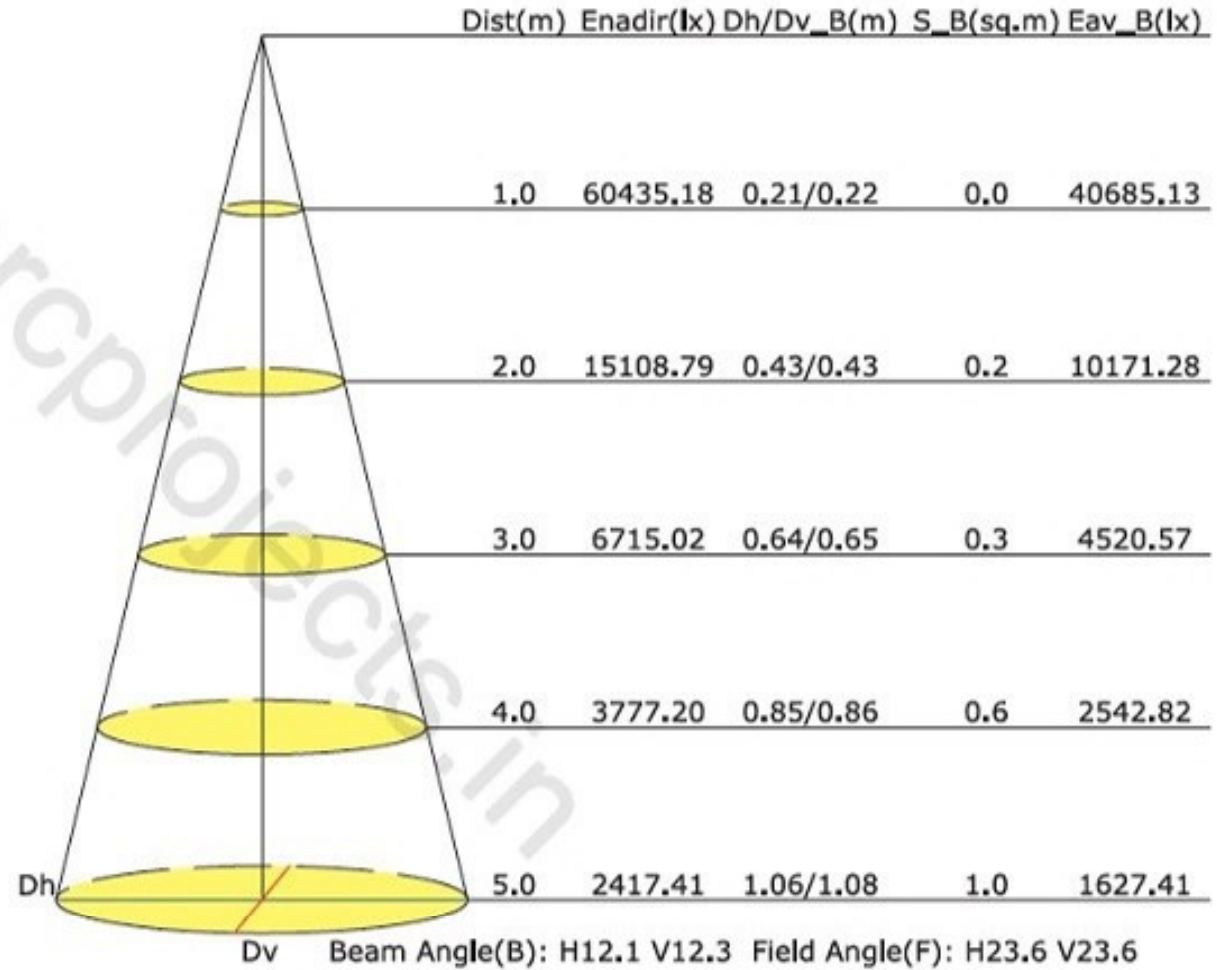
Product Code	2152CC-36	2152CB-36
LED Brand	CREE	CREE
LED Quantity	36pcs	36pcs
Rated Power	72W	56W
Input Voltage	DC24V/AC100-240V	DC24V/AC100-240V
Frequency Range	50/60Hz	50/60Hz
Color	RGB/Single	RGB/Single
Beam Angle	5° 8° 12.5° 20° 30° 45° 60° 15X30° 10X60°	
Control Mode	DMX512/CC	DMX512/CC
Life	50000H	50000H
Protection Grade	IP67	IP67
Ambient Temperature	- 25°C ~ 50°C	- 25°C ~ 50°C
Ambient Humidity	10% ~ 90%	10% ~ 90%

Distribution Curve Flux (SBC Case)

2130SA-24



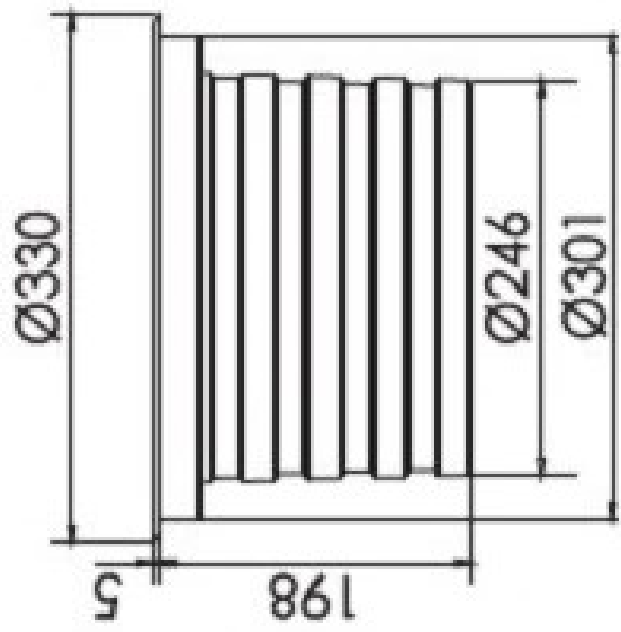
— C0-C180 — C90-C270 — G2



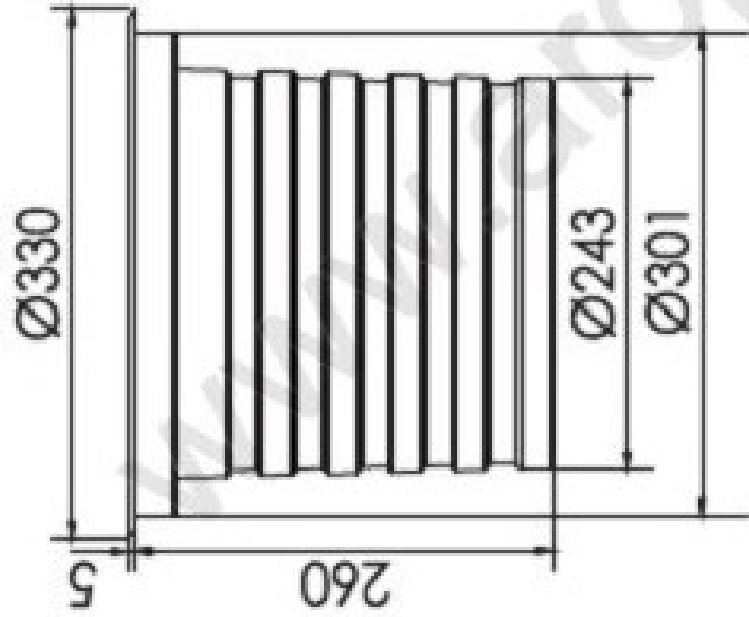
Inground Light Series

2152C





2152CB-36



2152CC-36

